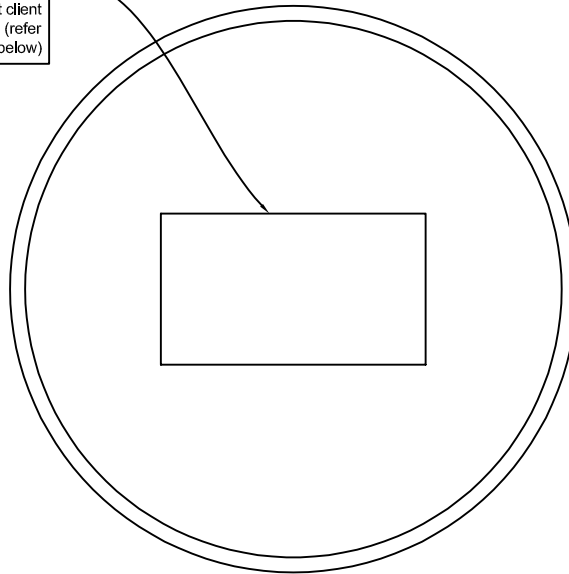


Manhole access sizes and locations can be customised to suit client requirements (refer to notes below)

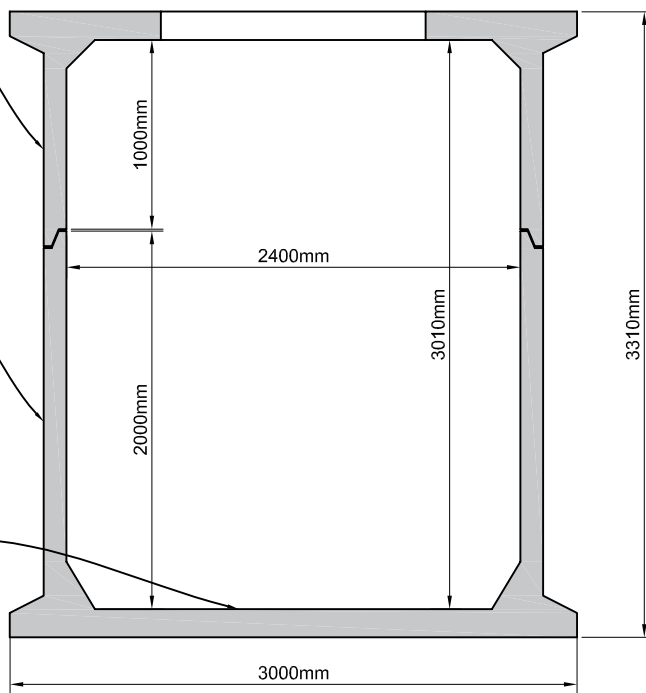


LID PLAN

Top Section:  
Custom heights are available upon request

Bottom Section:  
Custom heights are available upon request

Optional precast benching available for pump sumps

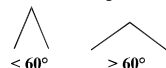


TANK PLAN

**MOLLOY**  
ENVIRONMENTAL SYSTEMS  
Clara Rd., Tullamore, Co. Offaly  
T: 057 9326000 E: Info@molloyprecast.com  
F: 057 9326060 W: www.molloyprecast.com



Tank lifting limitations:  
Max chain angle <math>< 60^\circ</math>



Damage caused by incorrect lifting is the responsibility of others

**Notes:**

- Observe all safety regulations in regard to excavation and lifting requirements. Never leave opening uncovered or unattended at any time
- Specify any specific requirements prior to ordering. All civil works by customer
- Do not scale from this drawing. Only for illustration purposes

Title: P+ - 3m high pump sump

Drng. no.: PT-P+3-01-160324

Capacity: 13,500 litres

Weight: Bottom section - 7,000kg

1m riser section - 4,800kg each

Date: 16/03/2024

Drawn by: RW Checked by: