
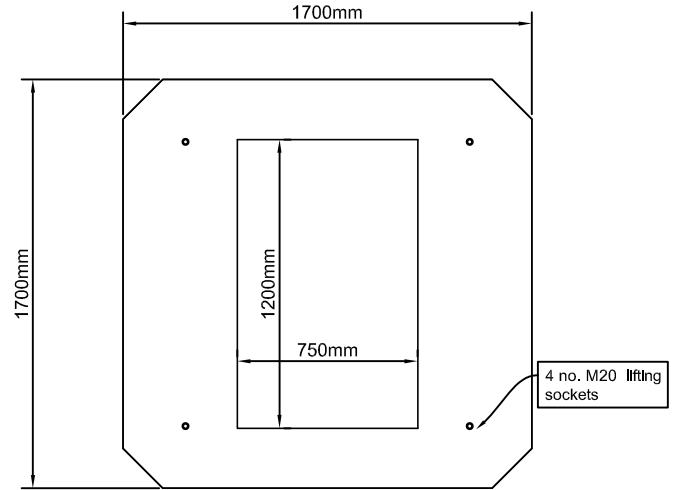


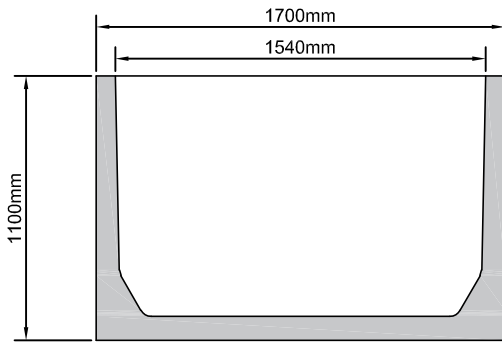
TANK/RISER PLAN



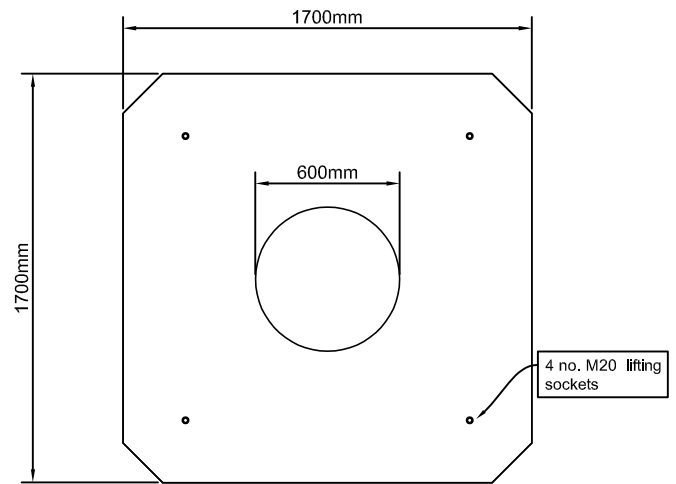
LID ELEVATION



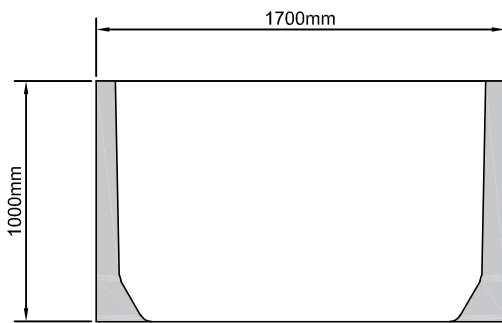
LID PLAN option 1: 1,200 X 750mm opening



TANK SECTION through A-A



LID PLAN option 2: 600mm opening

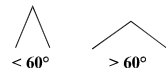


RISER SECTION through A-A

MOLLOY
ENVIRONMENTAL SYSTEMS
 Clara Rd., Tullamore, Co. Offaly
 T: 057 9326000 E: Info@molloyprecast.com
 F: 057 9326060 W: www.molloyprecast.com



Tank lifting limitations:
 Max chain angle <math>< 60^\circ</math>



Damage caused by
 incorrect lifting is the
 responsibility of others

Notes:

- Observe all safety regulations in regard to excavation and lifting requirements. Never leave opening uncovered or unattended at any time
- Specify any specific requirements prior to ordering. All civil works by customer
- Do not scale from this drawing. Only for illustration purposes

Title: N tank/N tank riser and lid drawing

Drng. no.: PT-N-01-231118

Capacity: 2,200 litres

Weight: Tank - 2,200 kg

Riser - 1,500 kg

Lid, option 1 - 690 kg

Lid, option 2 - 920 kg

Date: 23/11/2018

Drawn by: SF **Checked by:** KR