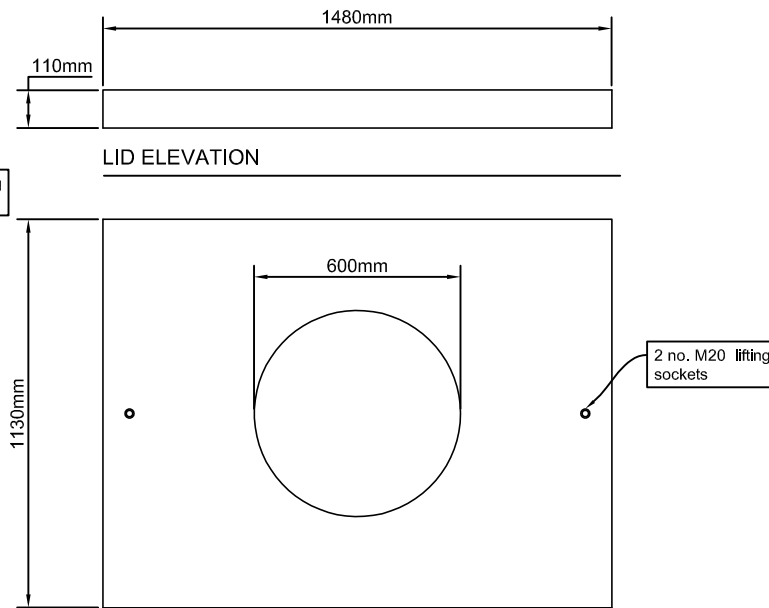
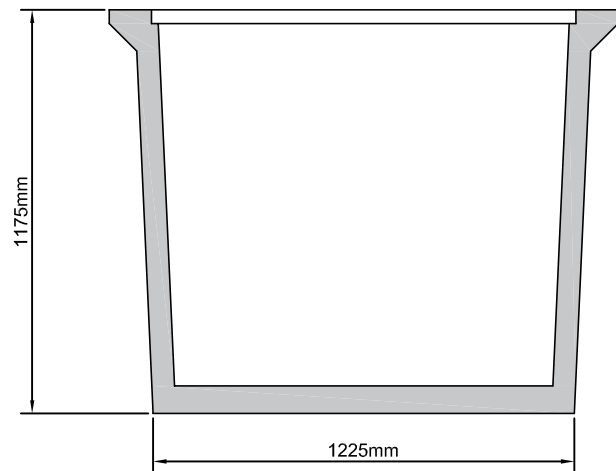


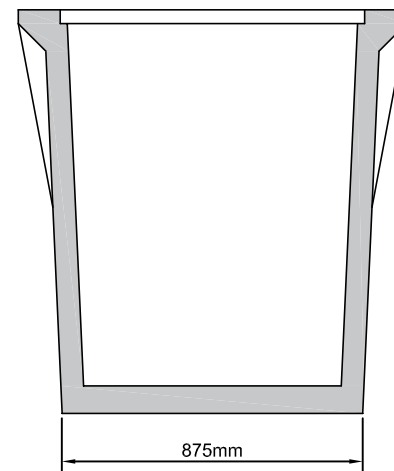
TANK PLAN



LID PLAN



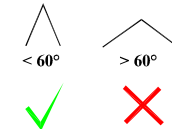
TANK SECTION through A-A



TANK SECTION through B-B

Available Cores	Core size	Max invert from base
	63mm	970mm
	110mm (4")	920mm
	160mm (6")	870mm
	250mm (9")	790mm
	315mm (12")	720mm

Tank lifting limitations:  
Max chain angle <math>< 60^\circ</math>



Damage caused by incorrect lifting is the responsibility of others

Notes:

- Observe all safety regulations in regard to excavation and lifting requirements. Never leave opening uncovered or unattended at any time
- Specify any specific requirements prior to ordering. All civil works by customer
- Do not scale from this drawing. Only for illustration purposes

**MOLLOY**  
ENVIRONMENTAL SYSTEMS

Clara Rd., Tullamore, Co. Offaly

T: 057 9326000 E: info@molloyprecast.com  
F: 057 9326060 W: www.molloyprecast.com



Title: J tank & lid drawing

Drg. no.: PT-J-01-23118

Capacity: 850 litres

Weight: Tank - 1,265kg

Lid - 300kg

Date: 23/11/2018

Drawn by: SF Checked by: KR